

Rack and pinion driven ladder lift with 450 lbs payload for vertical and 550 lbs payload for inclined use.

- Safe working load in vertical use 450 lbs
- Safe working load in inclined use 550 lbs
- Lifting speed 85'/min.
- Lifting height 100'

Base unit consisting of:

- Base section 3'3"
- Trolley with drive unit 1.75HP, 230V, 1PH, 60Hz and overspeed safety brake
- Control unit, with 16' cable
- Spring cable reel with trailing cable for 100' lifting height
- Transport axle with wheels

Accessories for vertical use:

- Load platform (inside dimensions 54" x 29" x 43")
- Support frame for scaffold tubes
- Wall tie frame
- Hot-dip galvanized sliding landing gate with mechanical lock

Accessories for inclined use:

- Seven load carrying devices (see back)
- 20° angle track section
- 10° angle track section
- Electric power distribution box
- Cable drum with 108' cable
- Control unit extension cable 65'
- Roof tile trolley
- Aluminum ladder prop 19'

Champion Elevators, Inc.

8400 Villa Drive

Houston, Texas 77061



1-800-345-0481

713-640-8500

fax 713-640-8549

www.championelevators.com

Ladder lift with rack and pinion drive for inclined and vertical use.



The angle track section (20°) can be extended by 10° segments to suit any angle.


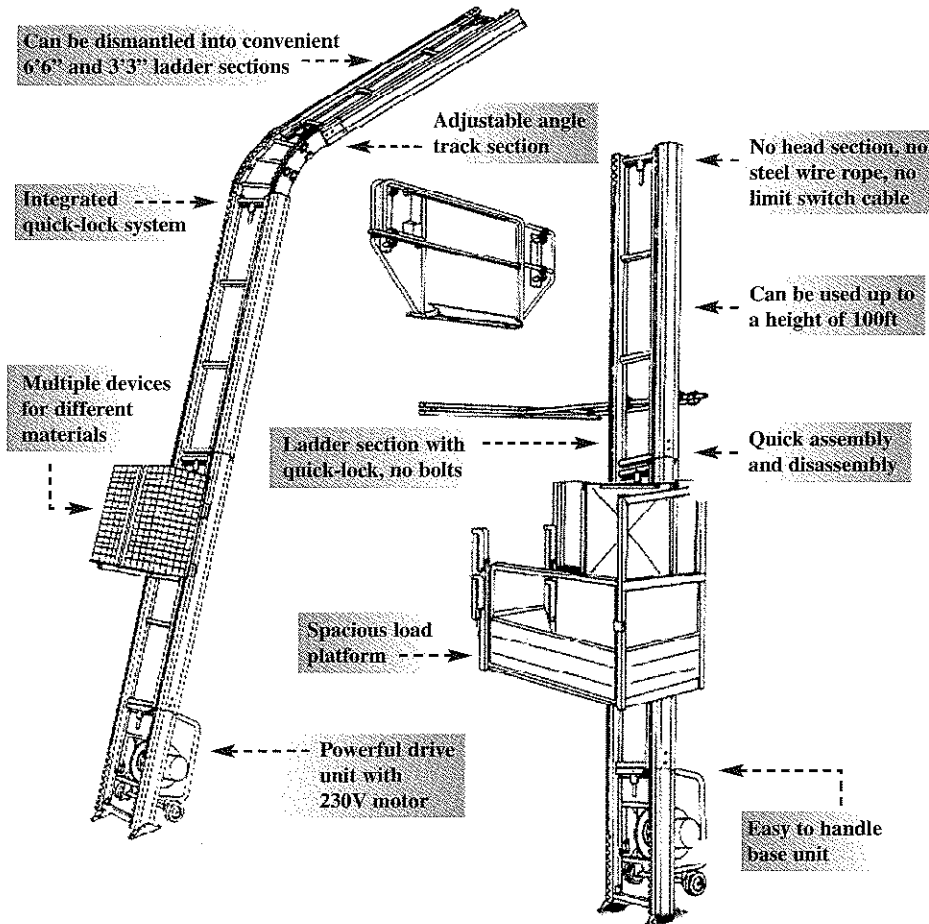
Advantages at a Glance:

- Can be used vertically and inclined
- Easy assembly and disassembly
- Economical
- Light-weight and rugged
- Ideal for confined construction sites


CHAMPION ELEVATORS

The Higher Standard

GEDALIFT 450 M




A patented bolt-free connecting system, ensures easy assembly and disassembly.




The ladder sections are connected by an integrated quick-lock that simultaneously serves as limit stop and limit switch operators.

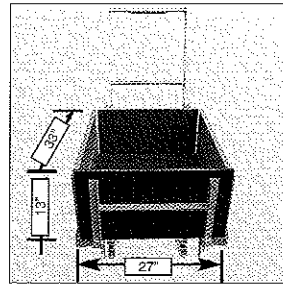
Load carrying devices for all lifts



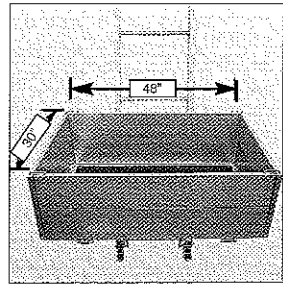
Spill-proof bucket hanger attaches to general purpose platform



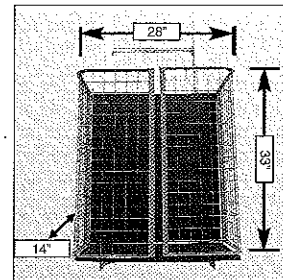
Tile holder with hinged safety guard and cart platform



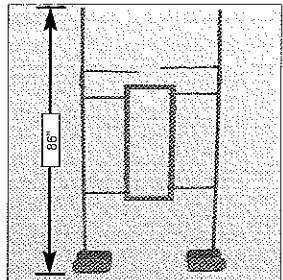
Multi-use platform with hinged side guards adjustable to angle of ladder



The large multi-use platform with three hinged side ramps adjustable to angle of ladder



General purpose platform with hinged side gates



Adjustable sheet carrier